


COMPACT DESIGN

Fit different kinds of headlight assembly



PLUG&PLAY
QUICK INSTALLATION

10-MIN
QUICK INSTALLTION
3-step to mount the led bulbs at ease



MONSTER LEVEL PERFORMANCE

Enjoy a night-time driving with the revolutionary LED lighting of brighter and whiter beam

98%
LOADING
PASS RATE



16000LM
High Lumens



6000K
Cool White



120W
High Power



350%
More Beam



POWERFUL·SMART·STABLE
LED HEADLIGHT BULBS



12000RPM
STABLE COOLING



WHOLE ALUMINUM
AVIATION GRADE

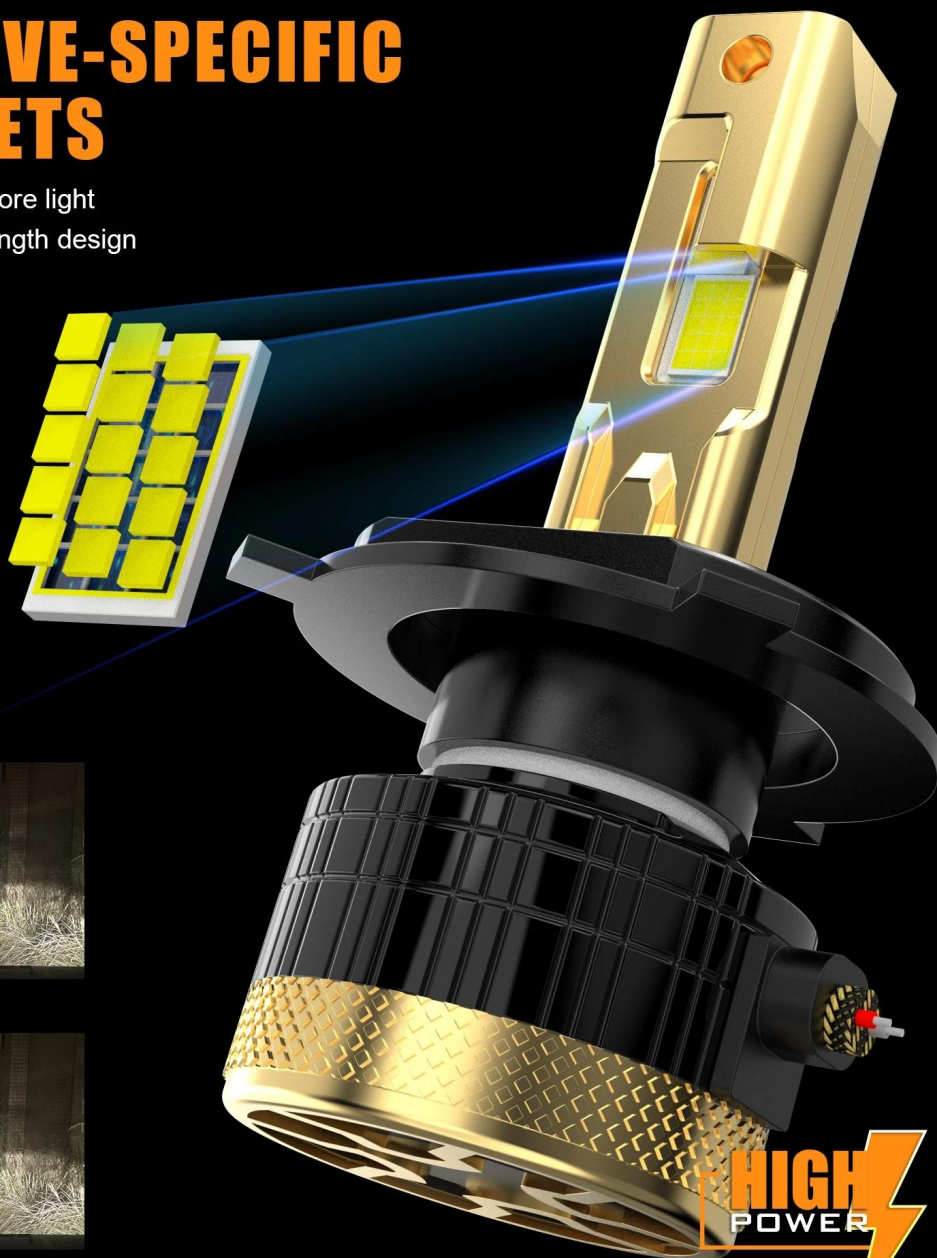


PLUG&PLAY
QUICK INSTALLATION

AUTOMOTIVE-SPECIFIC LED CHIPSETS

- Larger-size LEDs bring more light
- Mimic halogen filament length design

4575
VEHICLE GRADE
LED
CHIP X15



LOW BEAM




HIGH BEAM



MINI DESIGN EASY INSTALLATION

Beyond the original halogen lamp
New upgrade of a new generation of
LED car headlights



1:1
BEAM PATTERN



SAME FOCUS
The same light angle performance


EFFICIENT COOLING SYSTEM

Gets rid of muc heat from the LED chipsets to ensure the longevity of up to 100000 hours

50000+
HOURS LIFESPAN



**VACUUM
COPPER TUBE X3**



AUTOMOTIVE-SPECIFIC LED CHIPSETS

- Larger-size LEDs bring more light
- Mimic halogen filament length design




12000RPM TURBO FAN

Turbofan working at 12000 rpm ensures continuous lighting output



VACUUM HEAT PIPE

3 times thermal conductivity, quickly conduct heat inside the lamp body



COOLING FINS

Pure copper material, increase the heat dissipation area, so that the internal heat can be quickly discharged from the lamp body



360° ADJUSTABLE ADAPTER

Makes installation easier and beam pattern adjustment simpler



Fine-tune the angle of the lamp body to achieve the most suitable light effect

