

# COMPACT DESIGN

Fit different kinds of headlight assembly



**PLUG&PLAY**  
QUICK INSTALLATION

**10-MIN**  
**QUICK INSTALLTION**


3-step to mount the led bulbs at ease



STEP - 1



STEP - 2



STEP - 3

# MONSTER LEVEL PERFORMANCE

Enjoy a night-time driving with the revolutionary LED lighting of brighter and whiter beam

**98%**  
LOADING  
PASS RATE



**16000LM**  
High Lumens



**6000K**  
Cool White



**120W**  
High Power



**350%**  
More Beam



**POWERFUL·SMART·STABLE**  
LED HEADLIGHT BULBS



**12000RPM**  
STABLE COOLING



**WHOLE ALUMINUM**  
AVATION GRADE




**PLUG&PLAY**  
QUICK INSTALLATION



# AUTOMOTIVE-SPECIFIC LED CHIPSETS

- Larger-size LEDs bring more light
- Mimic halogen filament length design

**4575**  
VEHICLE GRADE  
LED  
CHIP X15



LOW BEAM




HIGH BEAM

**HIGH**  
POWER

# MINI DESIGN EASY INSTALLATION

Beyond the original halogen lamp  
New upgrade of a new generation of  
LED car headlights



**1:1**  
BEAM PATTERN




**SAME FOCUS**  
The same light angle performance

# EFFICIENT COOLING SYSTEM

Gets rid of muc heat from the LED chipsets to ensure the longevity of up to 100000 hours

**50000+**  
HOURS LIFESPAN



**VACUUM  
COPPER TUBE X3**




## **AUTOMOTIVE-SPECIFIC LED CHIPSETS**

- Larger-size LEDs bring more light
- Mimic halogen filament length design




## **12000RPM TURBO FAN**

Turbofan working at 12000 rpm ensures continuous lighting output



## **VACUUM HEAT PIPE**

3 times thermal conductivity, quickly conduct heat inside the lamp body



## **COOLING FINS**

Pure copper material, increase the heat dissipation area, so that the internal heat can be quickly discharged from the lamp body





# 360° ADJUSTABLE ADAPTER

Makes installation easier and beam pattern adjustment simpler



Fine-tune the angle of the lamp body to achieve the most suitable light effect

